



together we advance `_edge` computing



SINGLE SOCKET.
TRIPLE THREAT.

AMD EPYC™ 8005 SERVER CPUs PACK BIG PERFORMANCE
INTO LOW-POWER ENVELOPES AND SMALL FOOTPRINTS.

INTRODUCTION

UNLOCK THE POWER OF AMD ACROSS THE EDGE

AMD EPYC™ 9005 Server CPUs set the bar for hyperscale performance and energy efficiency. That same generation of performance and efficiency is now available at the edge.

AMD EPYC™ 8005 Server CPUs are optimized for constrained environments where space and power are at a premium, with 8–84 AMD “Zen 5” cores in a single-socket design that draws only 70 to 225 watts TDP.

With this level of performance and efficiency in a single CPU, telco, retail, and cloud storage operators can tackle demanding edge workloads while staying within strict power and space budgets.

EDGE REALITY

CONSTRAINTS RULE AT THE EDGE

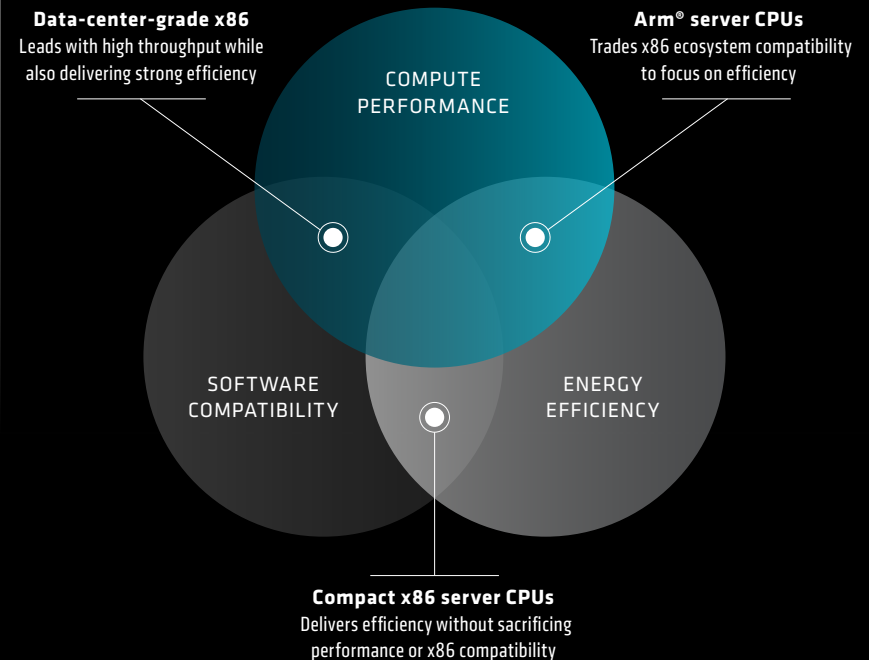
When a data center faces a new workload like AI, it needs to adapt and expand. You can upgrade to more powerful CPUs, add servers, and buy more electricity.

At the edge, scaling compute is extremely challenging. Power and rack space are limited, as are budgets. Hyperscale-class CPUs and 1,200-watt servers simply aren't an option.

And yet, we keep increasing demands on edge infrastructure – vRAN, AI, automation, massive data storage – all within the same, significant power and space constraints.

BALANCING PERFORMANCE, SPACE, AND POWER IS KEY FOR EDGE CPUs

The ideal edge CPU delivers high performance within power and space constraints – ideally without requiring software to be ported to a new architecture. Meeting all three demands requires a CPU purpose-built for the edge.



THE OPPORTUNITY

DELIVER DATA-CENTER-CLASS COMPUTING WITH JUST 70 TO 225 WATTS

We designed AMD EPYC™ 8004 Server CPUs to deliver exceptional performance within the power and space constraints of the edge. With the new AMD EPYC 8005 Server CPU, we've packed an unprecedented 84 cores into an efficient 225-watt TDP, single-socket design.

A MAJOR UPGRADE IN EDGE PERFORMANCE FOR AMD EPYC SERVER CPUs

Up to **84** AMD “Zen 5” data-center-grade CPU cores

Top of stack

40% higher integer performance¹

9.5% higher performance per watt²

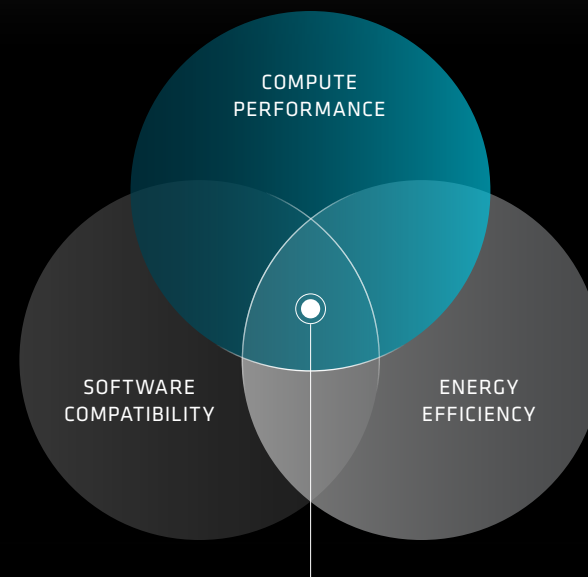
Per core

30% higher performance³

6.4% higher performance per watt⁴

Performance compares 84-core AMD EPYC™ 8635P and 64-core AMD EPYC™ 8535P Server CPUs with previous generation 64-core AMD EPYC™ 8534P Server CPU.

SINGLE SOCKET. TRIPLE THREAT.



AMD EPYC 8005 Server CPUs
deliver big performance, low power,
and x86 compatibility

DATA-CENTER-GRADE PERFORMANCE AND FEATURES OPTIMIZED FOR THE EDGE

AMD EPYC 8005 Server CPUs utilize the same “Zen 5” cores and x86 instruction set architecture (ISA) as data-center-grade AMD EPYC 9005 Server CPUs, with the same enterprise-class reliability, availability, and serviceability (RAS) and a comparable set of hardware-based security features. Workloads can shift between the two families with little to no modification or tuning.

The key differences: AMD EPYC 8005 Server CPUs are edge-optimized, with a compact single-socket platform, lower TDPs, and right-sized core counts, memory, and PCIe® I/O.

Optimized for edge performance demands and bills of materials (BOMs)

| | EDGE-OPTIMIZED AMD EPYC 8005 SERVER CPUs | DATA-CENTER-OPTIMIZED AMD EPYC 9005 SERVER CPUs |
|---|---|--|
| “Zen 5” cores | 8–84 | 8–192 |
| TDP | 70–225 watts | 125–500 watts |
| Socket | SP6 (single socket) | SP5 (single and dual socket) |
| Base clock speed | 1.6–2.95 GHz | 2.1–4.2 GHz |
| Max boost clock speed ⁵ | Up to 4.5 GHz | Up to 5.0 GHz |
| L3 cache | Up to 384 MB | Up to 512 MB |
| 6400MT/s DDR5 ECC memory | 6 channels | 12 channels |
| Max memory | 3 TB per socket | 6 TB per socket |
| PCIe® Gen5 / CXL® 2.0 | 96 lanes | 128 lanes single socket/ 160 lanes dual socket |
| x86 ISA with full-width AVX-512 | Yes | Yes |
| AMD Infinity Guard ⁶ | Yes | Yes |
| AMD Secure Encrypted Virtualization (SEV) | v4.0 (with memory encryption for CXL attached memory) | v4.1 (with secure trusted I/O via TDISP) |

INDUSTRY ADOPTION

ADVANCING EDGE COMPUTING ACROSS THE LANDSCAPE

Increasing computing efficiency and capability at the edge is critical for practically every sector that deploys software-defined systems, AI, or automation in the field. Solution providers and original equipment manufacturers (OEMs) are building on AMD EPYC 8005 Server CPU advances to solve some of the toughest challenges at the edge.



>80%

of most mobile networks' energy is consumed in the RAN infrastructure.⁷



68%

of retailers plan to deploy agentic AI within the next 12-24 months.⁸



40%

of manufacturers report full deployment of edge AI.⁹



TELCO

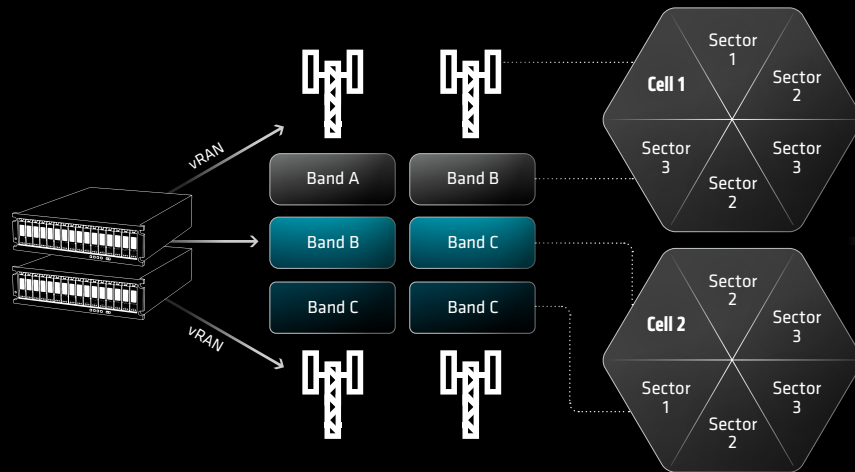
PREPARE FOR SINGLE-SERVER vRAN

Telco providers have been virtualizing networking functions and replacing dedicated appliances with off-the-shelf servers for well over a decade. Today, operators depend on multiple servers with lookaside accelerators to deliver 5G services.

That is about to change. The increased density and energy efficiency of AMD EPYC 8005 Server CPUs mean a single server can support multiple cells with headroom to spare for AI, intelligent network management, and media streaming.

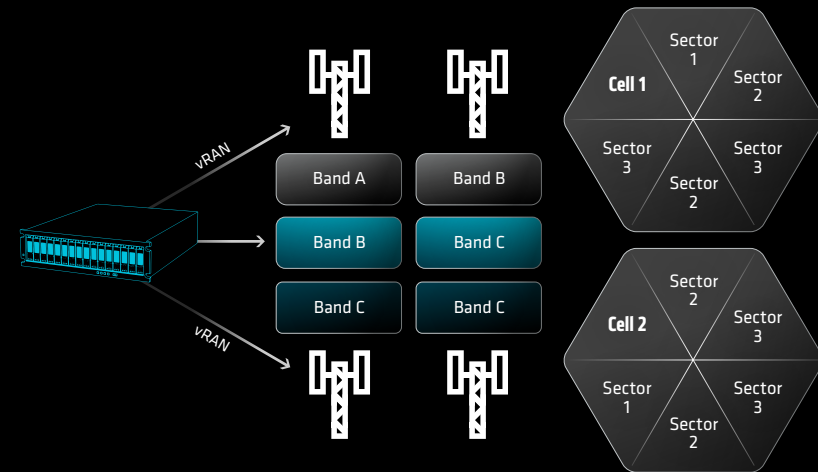
OLD MODEL

Operators need two servers to support multiple vRAN bands and sectors



AMD MODEL – vRAN IN A BOX

Multi-band, multi-sector vRAN on one single-socket server



Telcos can support dozens of 5G networks with headroom to spare on a single, Network Equipment-Building System (NEBS™)-compliant server.

SAMSUNG ADVANCES NETWORK EFFICIENCY AND AI ON RAN

Samsung and its partners demonstrated the first cell call over 100% software RAN on AMD CPUs in 2024.

Now Samsung has developed a single-server, multi-cell vRAN solution using AMD EPYC 8005 Server CPUs. The solution can host multiple software-defined cell networks and incorporate AI into network functions. This leap from dual servers to one, single-socket server is a major consolidation that will help lower power consumption, free-up space at cell sites, and reduce operational complexity.

SAMSUNG MULTI-CELL vRAN TEST RESULTS¹⁰

- One single-socket server with an 84-core AMD EPYC 8635P Server CPU
- 54 cell networks
- 9.5 Gb/s down
- 2.0 Gb/s up

SOLUTION PARTNERS

SAMSUNG



WNRVR

“By combining AMD’s processing technology with Samsung’s commercially proven vRAN software, we are accelerating the industry’s transition to AI-ready, cloud-native networks. This powerful combination delivers the performance, flexibility, and scalability operators need to evolve toward fully software-driven infrastructures.”

**—MICHAEL KIM, VICE PRESIDENT
AND HEAD OF vRAN SOFTWARE R&D GROUP
NETWORKS BUSINESS, SAMSUNG ELECTRONICS**

RETAIL

THE AI-POWERED STORE IS HERE

Shrinking AI model sizes and inference costs are making AI-powered retail technologies viable for deployment at the individual store level. Retail solution providers are using AI to transform existing platforms and invent entirely new tools for retail – all delivered with low latency, cost-effective, on-site deployments.

POS, video analytics, inventory management, and loss prevention are all moving beyond simple recognition to autonomous action, including AI agents that can engage customers, assess store conditions, and create task lists and insights for store staff.

With the arrival of AMD EPYC 8005 Server CPUs, AI can run on quiet, air-cooled, off-the-shelf servers, including compact, low-power systems that can live in a manager's office, the break room, or even the front of store without impacting the customer experience.

FALLING OVERHEAD AND FAST EDGE COMPUTING MAKE AI VIABLE FOR MASS-MARKET RETAIL

2022-2024

280x lower AI inference costs¹¹

2022-2024

142x smaller AI model sizes¹²

AMD EPYC 8005 SERVER CPUs

1.27x the generative AI throughput and

1.17x the time to first token (TTFT) running OpenVINO™ GenAI with Qwen3-8B.¹³

1.54x the visual image classification inference throughput running ONNX runtime with ResNet101.¹⁴

Top-of-stack performance compares 84-core AMD EPYC 8635P with previous generation 64-core AMD EPYC 8534P Server CPUs.

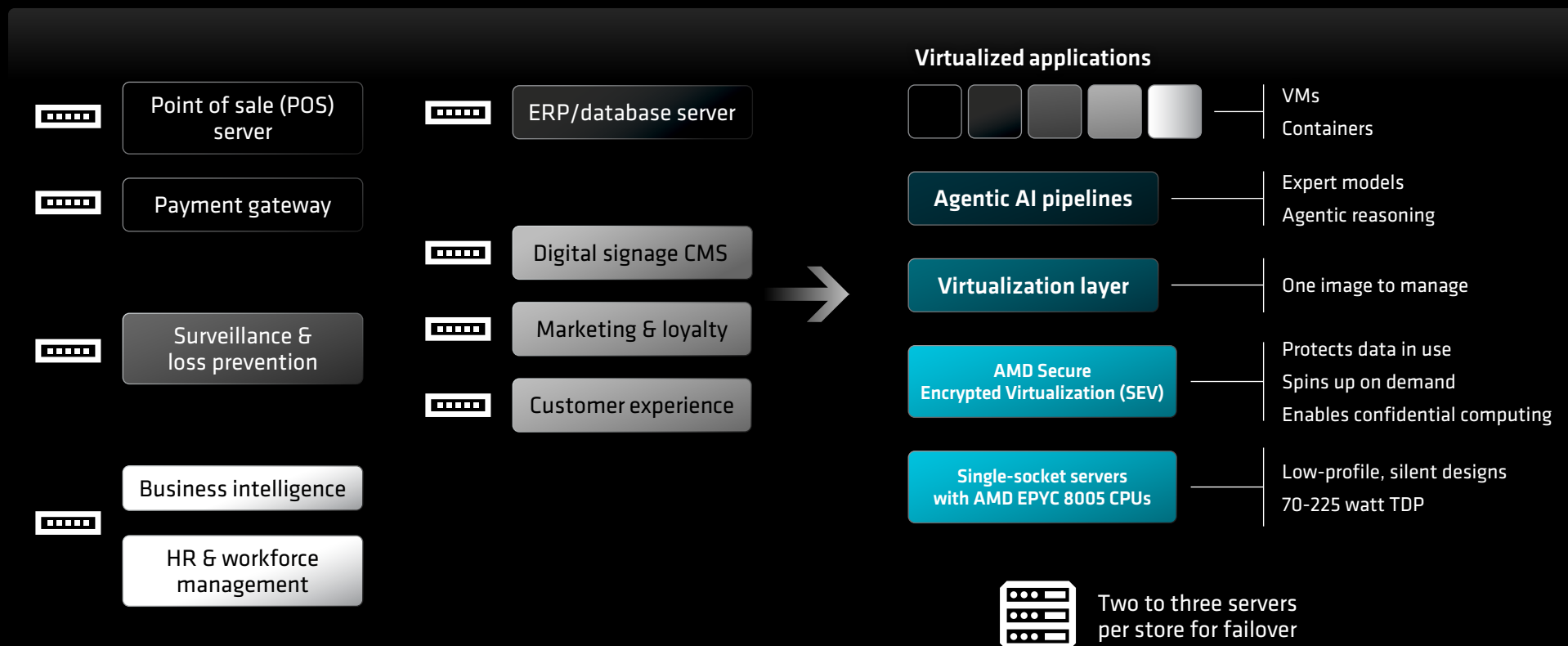
WITH AMD, RETAILERS CAN RUN AN AI-POWERED STORE ON QUIET, AIR-COOLED SERVERS THAT DON'T INTRUDE ON THE SHOPPING EXPERIENCE

OLD MODEL

Each retail technology needs a dedicated server or device

AMD MODEL – VIRTUALIZE AND CONSOLIDATE

Run a software-defined, AI-powered store on fewer nodes



MAJOR CONVENIENCE STORE VIRTUALIZES OPERATIONS

A convenience store operator with more than 800 stores shifted to software-defined operations using virtualization solutions running on edge servers equipped with edge-optimized AMD EPYC Server CPUs. The solution bolted on to existing POS, video systems, and back-office applications, transforming IT administration with a cloud-like, virtual management layer that standardized disk images, applications, and experiences across store locations.

CONVENIENCE STORE VIRTUALIZATION DETAILS

- **800+** stores
- **100%** virtualized software stack
- **BOLT-ON SOLUTION**, integrated with existing POS and camera systems
- **2-NODE** cluster per store

“We’ve wanted AI in our stores for years, but the math never worked – too expensive, too hot, too loud, and you’d practically need to build a server room behind the slushie machine. With what we’re seeing now, we can drop a quiet little box in the back office and get real-time inventory, loss prevention, and customer insights across every location. That changes the entire economics of running a chain like ours.”

—OWNER
REGIONAL CONVENIENCE STORE CHAIN (200+ LOCATIONS)

STORAGE

BUILD BALANCED STORAGE NODES FROM THE EDGE TO THE CLOUD

Large storage environments place unique demands on the CPUs that serve in storage nodes. They need optimized I/O for dense solid-state drives (SSDs) and network attach, balanced memory bandwidth for metadata and caching, and adequate compute for latency-sensitive storage services – all within a minimal space and power footprint.

AMD EPYC 8005 Server CPUs are purpose-built for this balance, delivering up to 84 cores in an energy-efficient, single-socket design – with up to 85% higher performance per watt than competing x86 and Arm offerings¹⁵ to power metadata-heavy control paths, cache-sensitive workloads, and the continuous background work of modern software-defined storage (SDS) platforms.

Operators can scale up intelligently by consolidating SDS, virtualization, and security functions on fewer nodes, helping drive down watts-per-terabyte and watts-per-IOPs, enabling reduced power and cooling demands, and simplifying operations without sacrificing x86 continuity, from the edge to the cloud.

KEY SPECIFICATIONS FOR STORAGE

- Impressive compute headroom – up to 84 AMD “Zen 5” cores – for SDS data services
- 96 lanes of PCIe Gen 5 for significant SSD and network attach
- Fast 6400MT/s DDR5 ECC memory – 6 channels, up to 3 TB total
- x86 continuity from edge to core to cloud

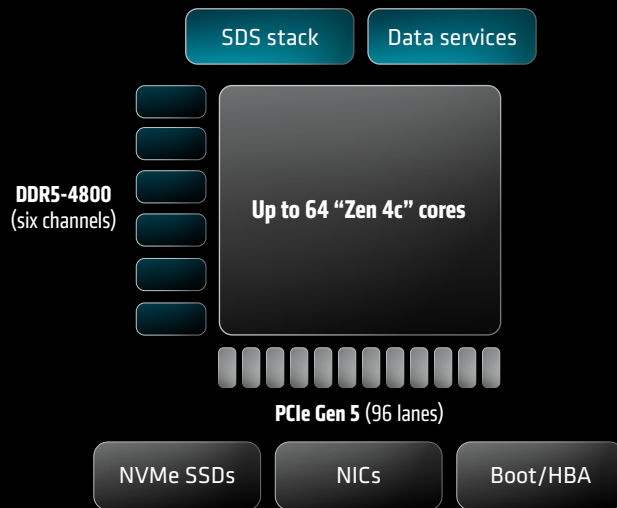
SCALE UP WITH A SINGLE SOCKET

- Maximize storage density per node with single-socket economics
- Support more SDS operations per node
- Consolidate SDS stack with hypervisors and security functions on a single server
- Support disaggregated/pooled memory with CXL 2.0 support

CLOUD OPERATORS CAN CREATE DENSE STORAGE NODES

OLD STORAGE NODE MODEL

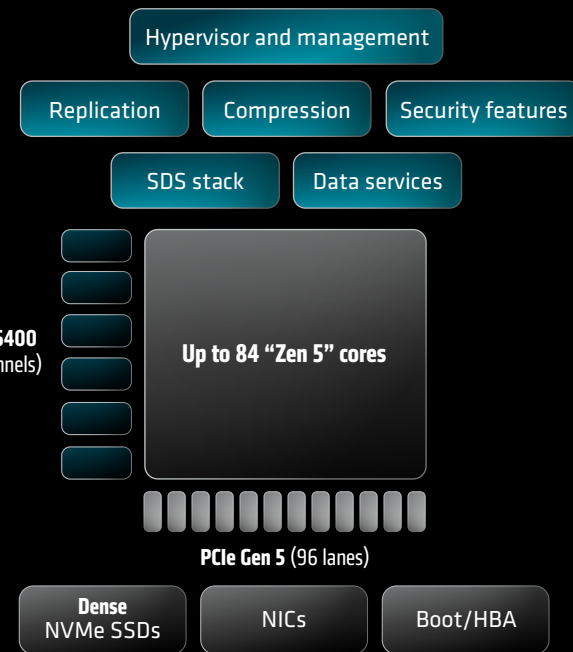
Single-socket node with
AMD EPYC 8004 Series Server CPU



Good SSD attach, but headroom tightens as storage services grow

NEW STORAGE NODE MODEL

Single-socket node with
AMD EPYC 8005 Server CPU



More headroom for storage services and virtualization

ECOSYSTEM

WORK WITH A GROWING DEVELOPER AND MANUFACTURING COMMUNITY

AMD EPYC 8005 Server CPUs are the second generation of edge-optimized AMD EPYC Server CPUs. Solution providers, developers, and manufacturers who built on the first generation are bringing new solutions and platforms to market that take advantage of the expanded performance and efficiency gains of the new generation.

TELCO



ERICSSON

SAMSUNG

WINDRVR

HARDWARE

ASRock®

ASUS

GIGABYTE™

HPE

IISEI

MITAC



RETAIL



RadiusAI

StorMagic



obot.ai



OPERATING SYSTEMS



Red Hat



SUSE

WHY AMD

EVERY WEEK A FORBES 2000 COMPANY SWITCHES TO AMD¹⁶

Why? Performance, energy efficiency, and extraordinary value. With AMD, you get the throughput, core density, and energy profiles you need for data-intensive AI workloads while keeping initial and ongoing costs in check.

AMD EPYC 8005 Server CPUs deliver AMD performance and value in a portfolio designed specifically for the edge. Their combination of x86 computing performance and energy efficiency is establishing a new class of big performance, low-power, small-footprint CPUs purpose-built for emerging telco and retail edge deployments.

AMD DELIVERS MORE FOR YOUR DOLLAR

Get **~48%** better integer performance per CPU watt, per CPU dollar¹⁷

Single-socket servers with 84-core AMD EPYC 8635P Server CPUs outperform servers with 72-core Intel® Xeon® 6776P-B CPUs.

RUN MORE THAN 2X THE CORES WITH LESS POWER THAN THE COMPETITION

91% higher integer performance¹⁸


10 watts less TDP

A single-socket server with an 84-core AMD EPYC 8635P Server CPU delivers more performance at 10 watts lower TDP than a similar server with a 40-core Intel® Xeon® 6716P-B CPU.

SEE WHAT YOU CAN DO AT THE EDGE

Find out what's possible with 8–84 AMD EPYC cores running on only 70 to 225 watts TDP. Talk with your solution providers, OEM team, or channel representatives to discuss how AMD EPYC 8005 Server CPUs can advance your edge computing strategy.

[Learn More](#)



1. 8xx5-012: SPECrate®2017_int_base comparison based on highest published scores from www.spec.org in respective product launch years. Results and configurations below are in the format of: [processor], [cores], [price], [TDP], [Memory Configuration], [SPECrate®2017_int_base score], [perf/core], [perf/CPU W], [perf/CPU \$], [perf/CPU W/CPU \$], [Link to score]
 1P AMD EPYC 8534P, 64C Total, 4950 USD, 200W, 384 GB (6 x 64 GB 4Rx4 PC5-4800B-R), 477, 7.453, 2.385, 0.096, 0.000482, <https://spec.org/cpu2017/results/res2023q3/cpu2017-20230825-38646.html>
 1P AMD EPYC 8635P, 84C Total, 5799 USD, 225W, 384 GB (6 x 64 GB DDR5-6400), 667, 7.94, 7.94, 0.115, 0.000511, <https://spec.org/cpu2017/results/res2026q2/cpu2017-20260417-51352.html>
 Normalized Results (Base = EPYC 8534P @ 1.000):
 Processor Score Perf/C Perf/W Perf/\$ Perf/W/\$
 EPYC 8534P (Base) 477 1.000 1.000 1.000 1.000
 EPYC 8635P 667 1.398 1.065 1.243 1.194 1.06098
 Variables effecting these specific results include but are not limited to system configurations, software versions and BIOS settings. SPEC®, SPEC CPU®, and SPECrate® are registered trademarks of the Standard Performance Evaluation Corporation. See www.spec.org for more information.
2. 8xx5-006: SPECpower_ssj®2008 comparison based on published scores from www.spec.org as of 05/10/2026. Results and configurations below are in the format of: [processor], [cores], [price], [TDP], [Memory Configuration], [SPECpower_ssj®2008 score], [Link to score]
 1P AMD EPYC 8534P, 64C Total, 4950 USD, 200W, 192 GB (6 x 32 GB 2Rx8 PC5-4800B-R), 22287, https://www.spec.org/power_ssj2008/results/res2023q3/power_ssj2008-20230829-01306.html
 1P AMD EPYC 8635P, 84C Total, 5799 USD, 225W, 384 GB (6 x 64 GB DDR5-6400), 24408, https://spec.org/power_ssj2008/results/res2026q2/power_ssj2008-20260421-01571.html
 Normalized Results (Base = EPYC 8534P @ 1.000):
 Processor Score Normalized
 EPYC 8534P (Base) 22287 1.000
 EPYC 8635P 24408 1.095
 Variables effecting these specific results include but are not limited to system configurations, software versions and BIOS settings. SPEC®, SPEC CPU®, and SPECpower_ssj® are registered trademarks of the Standard Performance Evaluation Corporation. See www.spec.org for more information.
3. 8xx5-016: SPECrate®2017_int_base comparison based on highest published scores from www.spec.org in respective product launch years. Results and configurations below are in the format of: [processor], [cores], [price], [TDP], [Memory Configuration], [SPECrate®2017_int_base score], [perf/core], [perf/TDP W], [perf/CPU \$], [perf/TDP W/CPU \$], [Link to score]
 1P AMD EPYC 8534P, 64C Total, 4950 USD, 200W, 384 GB (6 x 64 GB 4Rx4 PC5-4800B-R), 477, 7.453, 2.385, 0.096, 0.000482, <https://spec.org/cpu2017/results/res2023q3/cpu2017-20230825-38646.html>
 1P AMD EPYC 8635P, 84C Total, 5499 USD, 210W, 384 GB (6 x 64 GB DDR5-6400), 614, 9.594, 2.924, 0.112, 0.000532, <https://spec.org/cpu2017/results/res2026q2/cpu2017-20260505-51453.html>
 Normalized Results (Base = EPYC 8534P @ 1.000):
 Processor Score Perf/C Perf/W Perf/\$ Perf/W/\$
 EPYC 8534P (Base) 477 1.000 1.000 1.000 1.000
 EPYC 8635P 614 1.287 1.287 1.226 1.159 1.103525
 Variables effecting these specific results include but are not limited to system configurations, software versions and BIOS settings. SPEC®, SPEC CPU®, and SPECrate® are registered trademarks of the Standard Performance Evaluation Corporation. See www.spec.org for more information.
4. 8xx5-007: SPECpower_ssj®2008 comparison based on published scores from www.spec.org as of 05/10/2026. Results and configurations below are in the format of: [processor], [cores], [price], [TDP], [Memory Configuration], [SPECpower_ssj®2008 score], [Link to score]
 1P AMD EPYC 8534P, 64C Total, 4950 USD, 200W, 192 GB (6 x 32 GB 2Rx8 PC5-4800B-R), 22287, https://www.spec.org/power_ssj2008/results/res2023q3/power_ssj2008-20230829-01306.html
 1P AMD EPYC 8635P, 84C Total, 5499 USD, 210W, 384 GB (6 x 64 GB DDR5-6400), 23723, https://spec.org/power_ssj2008/results/res2026q2/power_ssj2008-20260504-01574.html
 Normalized Results (Base = EPYC 8534P @ 1.000):
 Processor Score Normalized
 EPYC 8534P (Base) 22287 1.000
 EPYC 8635P 23723 1.064
 Variables effecting these specific results include but are not limited to system configurations, software versions and BIOS settings. SPEC®, SPEC CPU®, and SPECpower_ssj® are registered trademarks of the Standard Performance Evaluation Corporation. See www.spec.org for more information.
5. EPYC-018: Max boost for AMD EPYC™ processors is the maximum frequency achievable by any single core on the processor under normal operating conditions for server systems.
6. GD-183A: AMD Infinity Guard features vary by EPYC™ Processor generations and/or series. Infinity Guard security features must be enabled by server OEMs and/or Cloud Service Providers to operate. Check with your OEM or provider to confirm support of these features. Learn more about Infinity Guard at <https://www.amd.com/en/products/processors/server/epyc/infinity-guard.html>. <https://www.amd.com/en/legal/claims/epyc.html#q=GD-183A&sortCriteria=%40title%20ascending&numberofResults=96>
7. Ericsson, [Embracing energy efficiency in Open RAN architecture](#), July 13, 2023
8. Deloitte, [Retailers clear the shelves for agentic AI](#), March 19, 2026
9. Zededa, [Edge AI Matures: Widespread Adoption, Rising Budgets, and New Priorities Revealed in ZEDEDA's CIO Survey](#), May 20, 2025
10. 8xx5-017: Data provided by Samsung, source: Powerful, Efficient, and Fully Software-driven - YouTube. Results not independently verified by AMD. YT link is <https://www.youtube.com/watch?v=kGjUanSGKNo>
11. The cost of performing inference with a GPT3.5-sized, ~175 billion parameter model dropped an astonishing 280 times since 2022. For more, see Stanford University, [Human-Centered Artificial Intelligence. Artificial Intelligence Index Report 2025](#), page 4.
12. In 2022, the smallest model that scored higher than 60% on the Massive Multitask Language Understanding (MMLU) benchmark was Google's 540-billion-parameter Pathways Language Model (PaLM). By 2024, Microsoft's Phi-3-mini matched it with only 3.8 billion parameters. That's a 142X reduction in just two years. For more, see Stanford University, [Human-Centered Artificial Intelligence. Artificial Intelligence Index Report 2025](#), page 99.

13. 8xx5-009: Comparisons based on Phoronix Test Suite paid testing as of 05/19/2026
 Workload Config: OpenVINO GenAI - Model: Qwen3-8B
 Base: 1P AMD EPYC 8534P, reference system, 64 total cores, 6 x 32GB DDR5-4800MT/s Samsung M321R4GA0BB0-CQKMG, 2 x 3841GB SAMSUNG MZWLO3T8HCLS-00A07, 2 x Broadcom NetXtreme BCM5720 PCIe, Ubuntu 26.04, 7.0.0-14-generic (x86_64), GCC 15.2.0, Performance Determinism
 Compare 1: 1P AMD EPYC 8635P, reference system, 84 total cores, 6 x 64GB DDR5-5200MT/s Micron MTC40F2046S1RC64BDY Q5FF, 2 x 3841GB SAMSUNG MZWLO3T8HCLS-00A07, 2 x Broadcom NetXtreme BCM5720 PCIe, Ubuntu 26.04, 7.0.0-14-generic (x86_64), GCC 15.2.0, Performance Determinism
 Results:
 Throughput: Part Raw Normalized: EPYC 8534P (Base) 16.81 1.000; EPYC 8635P 21.33 1.269
 TTFT: Part Raw Normalized: EPYC 8534P (Base) 71.44 1.000; EPYC 8635P 60.91 1.173
 Results may vary due to factors including system configurations, software versions and BIOS settings.
14. 8xx5-010: Comparisons based on Phoronix Test Suite paid testing as of 05/12/2026
 Workload Config: ONNX Runtime with ResNet101
 Base: 1P AMD EPYC 8534P, reference system, 64 total cores, 6 x 32GB DDR5-4800MT/s Samsung M321R4GA0BB0-CQKMG, 2 x 3841GB SAMSUNG MZWLO3T8HCLS-00A07, 2 x Broadcom NetXtreme BCM5720 PCIe, Ubuntu 26.04, 7.0.0-14-generic (x86_64), GCC 15.2.0, Performance Determinism
 Compare 1: 1P AMD EPYC 8635P, reference system, 84 total cores, 6 x 64GB DDR5-5200MT/s Micron MTC40F2046S1RC64BDY Q5FF, 2 x 3841GB SAMSUNG MZWLO3T8HCLS-00A07, 2 x Broadcom NetXtreme BCM5720 PCIe, Ubuntu 26.04, 7.0.0-14-generic (x86_64), GCC 15.2.0, Power Determinism
 Results (Throughput - tokens/s, HIB):
 Part Raw Normalized
 EPYC 8534P (Base) 16.81 1.000
 EPYC 8635P 21.59 1.284
 Results (TTFT Reduction - ms, LIB):
 Part Raw Normalized
 EPYC 8534P (Base) 71.44 1.000
 EPYC 8635P 58.15 1.229
 Results may vary due to factors including system configurations, software versions and BIOS settings.
15. 8xx5-005: SPECpower_ssj®2008 comparison based on published scores from www.spec.org as of 05/19/2026
 Results and configurations below are in the format of: [processor], [cores], [TDP], [Memory Configuration], [SPECpower_ssj®2008 score], [Link to score]
 1P NVIDIA Grace CPU Superchip, 144C Total, 500W*, 480 GB (2 x 240 GB on chip), 13218, http://www.spec.org/power_ssj2008/results/res2024q3/power_ssj2008-20240515-01413.html (*platform watt not directly comparable to CPU TDP)
 1P Intel Xeon 6776P-B, 72C Total, 5645 USD, 325W, 256 GB (8 x 32 GB DDR5-6400), 21433, http://www.spec.org/power_ssj2008/results/res2026q2/power_ssj2008-20260409-01569.html
 1P AMD EPYC 8635P, 84C Total, 225W, 384 GB (6 x 64 GB DDR5-6400), 24408, https://spec.org/power_ssj2008/results/res2026q2/power_ssj2008-20260421-01571.html
 Normalized Results (Base = Grace CPU Superchip @ 1.000):
 Processor Score Normalized
 Grace CPU Superchip (Base) 13218 1.000
 Xeon 6776P-B 21433 1.622
 EPYC 8635P 24408 1.847
 Variables effecting these specific results include but are not limited to system configurations, software versions and BIOS settings. SPEC®, SPEC CPU®, and SPECpower_ssj® are registered trademarks of the Standard Performance Evaluation Corporation. See www.spec.org for more information.
16. Forbes. ©2025 Forbes Media LLC. All rights reserved. Used under license.
17. 8xx5-004: SPECrate®2017_int_base comparison based on published scores from www.spec.org as of 05/11/2026
 Results and configurations below are in the format of: [processor], [cores], [price], [TDP], [Memory Configuration], [SPECrate®2017_int_base score], [perf/core], [perf/TDP W], [perf/CPU \$], [perf/TDP W/CPU \$], [Link to score]
 1P Intel Xeon 6776P-B, 72C Total, 5645 USD, 325W, 256 GB (8 x 32 GB 2Rx8 PC5-6400B-R), 634, 8.806, 1.951, 0.112, 0.000346, <https://spec.org/cpu2017/results/res2026q2/cpu2017-20260406-51272.html>
 1P AMD EPYC 8635P, 84C Total, 5799 USD, 225W, 384 GB (6 x 64 GB DDR5-6400), 667, 7.94, 2.964, 0.115, 0.000511, <https://spec.org/cpu2017/results/res2026q2/cpu2017-20260417-51352.html>
 Normalized Results (Base = Xeon 6776P-B @ 1.000):
 Processor Score Perf/C Perf/W Perf/\$ Perf/W/\$
 Xeon 6776P-B (Base) 634 1.000 1.000 1.000 1.000
 EPYC 8635P 667 1.052 0.902 1.52 1.024 1.479273
 Variables effecting these specific results include but are not limited to system configurations, software versions and BIOS settings. SPEC®, SPEC CPU®, and SPECrate® are registered trademarks of the Standard Performance Evaluation Corporation. See www.spec.org for more information.
18. 8xx5-015: SPECrate®2017_int_base comparison based on published scores from www.spec.org as of 05/11/2026
 Results and configurations below are in the format of: [processor], [cores], [price], [TDP], [Memory Configuration], [SPECrate®2017_int_base score], [perf/core], [perf/TDP W], [perf/CPU \$], [perf/TDP W/CPU \$], [Link to score]
 1P Intel Xeon 6716P-B, 40C Total, 3584 USD, 235W, 128 GB (4 x 32 GB 2Rx8 PC5-6400B-R), 349, 8.725, 1.485, 0.097, 0.000414, <https://spec.org/cpu2017/results/res2026q1/cpu2017-20260220-51103.html>
 1P AMD EPYC 8635P, 84C Total, 5799 USD, 225W, 384 GB (6 x 64 GB DDR5-6400), 667, 7.94, 2.964, 0.115, 0.000511, <https://spec.org/cpu2017/results/res2026q2/cpu2017-20260417-51352.html>
 Normalized Results (Base = Xeon 6716P-B @ 1.000):
 Processor Score Perf/C Perf/W Perf/\$ Perf/W/\$
 Xeon 6716P-B (Base) 349 1.000 1.000 1.000 1.000
 EPYC 8635P 667 1.911 0.911 1.996 1.181 1.233675

© 2025 Advanced Micro Devices, Inc. All rights reserved. AMD, the AMD Arrow logo, EPYC, and combinations thereof are trademarks of Advanced Micro Devices, Inc. in the United States and other countries. PCIe is a registered trademark of PCI-SIG Corporation. CXL is a registered trademark of The Compute Express Link Consortium. Other product names used in this publication are for identification purposes only and may be trademarks of their respective owners. Use of third-party marks/logos/products is for informational purposes only and no endorsement of or by AMD is intended or implied. Certain AMD technologies may require third-party enablement or activation. Supported features may vary by operating system. Please confirm with the system manufacturer for specific features. No technology or product can be completely secure.